

# **Ukulele Play Guide For Solo: Fun Ukulele Songs With Simple Chords: Easy Ukulele Solos**


The ukulele is a delightful instrument that has captured the hearts of music lovers around the world. Its small size, inviting sound, and relative ease of learning make it an excellent choice for beginners and experienced musicians alike. Whether you are strumming along at a beach bonfire or performing in a concert hall, the ukulele offers a versatile and rewarding musical experience. In this comprehensive guide, we will explore a collection of fun ukulele songs with simple chords, empowering you to embark on your ukulele journey with confidence and joy.

## **Selecting the Right Ukulele**

Before delving into the musical delights, it is essential to choose the right ukulele that suits your needs. Ukuleles come in various sizes, with the most common being soprano, concert, tenor, and baritone. For beginners, a soprano or concert ukulele is a great starting point due to its compact size and comfortable fretboard. Once you have selected your ukulele, it is time to tune it. The standard ukulele tuning is G-C-E-A, which can be achieved using a tuner or by following online tutorials.

## **Basic Chords for Ukulele Beginners**

The foundation of ukulele playing lies in mastering a few basic chords. These chords provide the harmonic framework for countless songs, allowing you to strum and sing with ease. Let's start with the C, G, Am, and F chords:



## Ukulele Play Guide For Solo: Fun Ukulele Songs With Simple Chords: Easy Ukulele Solos by Andy Schneider

★★★★☆ 4.3 out of 5

Language : Spanish

File size : 3899 KB

Screen Reader: Supported

Print length : 159 pages

Lending : Enabled



1. **C (1st fret, 2nd string):** Place your index finger on the first fret of the second string.
2. **G (3rd fret, 1st string):** Place your index finger on the third fret of the first string.
3. **Am (0th fret, 2nd string; 1st fret, 1st string):** Place your index finger on the first fret of the first string and your middle finger on the second string (open).
4. **F (2nd fret, 1st string; 3rd fret, 2nd string):** Place your index finger on the second fret of the first string and your middle finger on the third fret of the second string.

Once you have familiarized yourself with these chords, you are ready to strum along to some fun ukulele songs.

### Fun Ukulele Songs With Simple Chords

Now that you have a basic understanding of ukulele chords, let's explore a collection of enjoyable and easy-to-play songs that will get you strumming and singing in no time.

## **1. "You Are My Sunshine"**

This classic folk song is a cherished favorite among ukulele enthusiasts. With its simple C, G, and Am chords, "You Are My Sunshine" is a perfect choice for beginners.

## **2. "Somewhere Over the Rainbow"**

Immerse yourself in the enchanting melody of "Somewhere Over the Rainbow" from The Wizard of Oz. This heartwarming song features straightforward C, G, Am, and F chords, making it an accessible choice for budding ukulele players.

## **3. "Riptide" by Vance Joy**

Experience the laid-back vibes of Vance Joy's "Riptide." This contemporary hit relies on the basic C, G, Am, and F chords, offering a fun and relatable song to strum along to.

## **4. "I Want to Hold Your Hand" by The Beatles**

Embark on a musical journey with The Beatles' iconic "I Want to Hold Your Hand." This timeless ballad utilizes the basic C, G, Am, and F chords, inviting you to sing along and embrace the spirit of love.

## **5. "Let It Be" by The Beatles**

Find solace and inspiration in the soothing melodies of "Let It Be." This poignant anthem by The Beatles features the simple C, G, Am, and F chords, providing a comforting and uplifting musical experience.

## Tips for Playing Ukulele

As you embark on your ukulele journey, here are some practical tips to enhance your playing:

- **Practice regularly:** Consistency is key to improving your ukulele skills. Set aside dedicated practice time each day to build muscle memory and develop your technique.
- **Use a metronome:** A metronome helps you maintain a steady rhythm and improve your timing. This is particularly useful for strumming patterns and keeping tempo.
- **Listen to music:** Immerse yourself in ukulele music to develop your ear and learn from experienced players. Listen to various genres and styles to expand your musical horizons.
- **Find a ukulele buddy:** Learning with a friend or group can be motivating and enjoyable. Form a ukulele group or find a teacher to receive personalized guidance.
- **Don't be afraid to make mistakes:** Mistakes are a natural part of the learning process. Embrace them as opportunities for improvement and keep practicing.

Venturing into the world of ukulele playing is a rewarding and enjoyable endeavor. With a bit of practice and dedication, you can master simple chords and strum along to fun and engaging songs. The ukulele offers a versatile and accessible gateway into the realm of music, empowering you to express yourself creatively and connect with others through the

captivating melodies and rhythms. So, grab your ukulele, strum your heart out, and let the music fill your life with joy and wonder.



## Ukulele Play Guide For Solo: Fun Ukulele Songs With Simple Chords: Easy Ukulele Solos by Andy Schneider

★★★★☆ 4.3 out of 5


Language : Spanish

File size : 3899 KB

Screen Reader: Supported


Print length : 159 pages

Lending : Enabled



## Death on Stage: Euphemia Martins Mystery 16

Synopsis In the heart of London's vibrant theater district, tragedy strikes as renowned actress Eleanor Whitfield collapses on stage during a...



## The Fed and the Future of Wealth in America: Unlocking the Pathways to Economic Prosperity

The Federal Reserve System (the Fed) is the central bank of the United States. It plays a critical role in shaping the...

