


Planning Powerful Instruction for Grades 1-2

Planning effective instruction is essential for student success. This is especially true in the early grades, when students are developing the foundational skills they need for future learning. In this article, we will provide a comprehensive guide for educators on how to plan powerful instruction for grades 1-2. We will discuss the importance of creating engaging lesson plans, differentiating instruction, and using data to drive instruction.

The first step in planning powerful instruction is to create engaging lesson plans. Lesson plans should be well-organized and easy to follow. They should include clear learning objectives, materials, and activities. The activities should be varied and engaging, and they should be designed to meet the needs of all learners.

Here are some tips for creating engaging lesson plans:



Planning Powerful Instruction, Grades 6-12: 7 Must-Make Moves to Transform How We Teach--and How Students Learn (Corwin Literacy) by Matt Copeland

★★★★☆ 4.6 out of 5

Language : English
File size : 18215 KB
Text-to-Speech : Enabled
Screen Reader : Supported
Enhanced typesetting : Enabled
Word Wise : Enabled
Print length : 296 pages



- **Start with a hook.** Begin your lesson with an activity that will capture students' attention and make them want to learn more. This could be a story, a video, a game, or a hands-on activity.
- **Make it hands-on.** Students learn best by doing. Incorporate hands-on activities into your lesson plans as much as possible. This will help students to understand the concepts you are teaching and apply them to their own lives.
- **Use visuals.** Visuals can help students to understand and remember information. Use pictures, charts, graphs, and other visuals in your lesson plans.
- **Make it interactive.** Get students involved in the learning process. Ask them questions, have them work together in groups, and encourage them to share their ideas.
- **Provide opportunities for practice.** Students need opportunities to practice what they have learned. Include practice activities in your lesson plans, and give students feedback on their work.

Not all students learn in the same way. Some students learn best by listening, while others learn best by reading or doing. Some students need more support than others. It is important to differentiate instruction to meet the needs of all learners.

Here are some tips for differentiating instruction:

- **Use a variety of teaching methods.** Some students learn best by listening to lectures, while others learn best by reading or writing. Use a variety of teaching methods to meet the needs of all learners.
- **Provide scaffolding.** Some students need more support than others. Provide scaffolding, such as graphic organizers, checklists, or manipulatives, to help students succeed.
- **Offer choices.** Give students choices whenever possible. This will help them to feel more engaged and motivated.
- **Group students strategically.** Group students based on their learning needs. This will help you to provide targeted instruction.
- **Monitor student progress.** Monitor student progress regularly to ensure that they are meeting their learning goals.


Data can be used to drive instruction and improve student outcomes. By collecting and analyzing data, educators can identify students who are struggling and need additional support. Educators can also use data to track student progress and make adjustments to their instruction as needed.

Here are some tips for using data to drive instruction:

- **Collect data regularly.** Collect data on student performance, attendance, and behavior. This data can be used to identify students who are struggling and need additional support.
- **Analyze data.** Analyze data to identify trends and patterns. This information can be used to make adjustments to instruction and improve student outcomes.

- **Use data to inform decision-making.** Use data to inform decisions about grouping students, providing interventions, and adjusting instruction.
- **Share data with students and families.** Share data with students and families to help them understand student progress and identify areas where improvement is needed.

Planning powerful instruction is essential for student success. By creating engaging lesson plans, differentiating instruction, and using data to drive instruction, educators can ensure that all students are meeting their learning goals.




Planning Powerful Instruction, Grades 6-12: 7 Must-Make Moves to Transform How We Teach--and How Students Learn (Corwin Literacy) by Matt Copeland

★★★★☆ 4.6 out of 5


Language	: English
File size	: 18215 KB
Text-to-Speech	: Enabled
Screen Reader	: Supported
Enhanced typesetting	: Enabled
Word Wise	: Enabled
Print length	: 296 pages





Death on Stage: Euphemia Martins Mystery 16

Synopsis In the heart of London's vibrant theater district, tragedy strikes as renowned actress Eleanor Whitfield collapses on stage during a...



The Fed and the Future of Wealth in America: Unlocking the Pathways to Economic Prosperity

The Federal Reserve System (the Fed) is the central bank of the United States. It plays a critical role in shaping the...